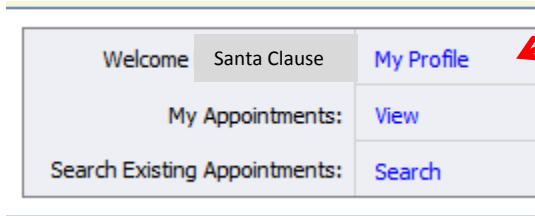


How To Change Your Password in eVoucher

1. From your home screen, click on My Profile.




Welcome Santa Clause **My Profile**

My Appointments: [View](#)

Search Existing Appointments: [Search](#)

2. Click on Edit (to the far right).



UserName **lweber**

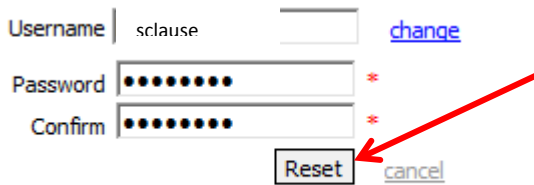
3. Click on reset to change your password.



Username | sclause [change](#)

Password | **** [reset](#)

4. Type in your new Password and again in the Confirm. It must be at least 8 characters including a one capital letter, one special character, and one digit. Then click Reset.



Username | sclause [change](#)

Password | ●●●●●●●● *

Confirm | ●●●●●●●● *

5. Click on Close (to the far right).



6. Click on You can the Home button to return to your Home Screen.

