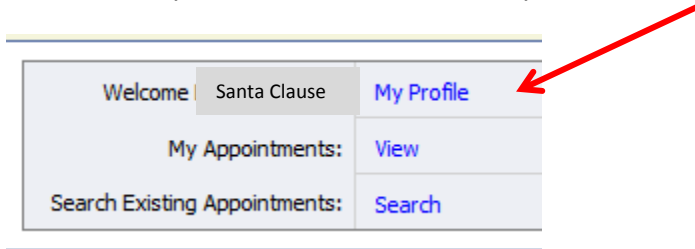


## How To Change Your Username in eVoucher

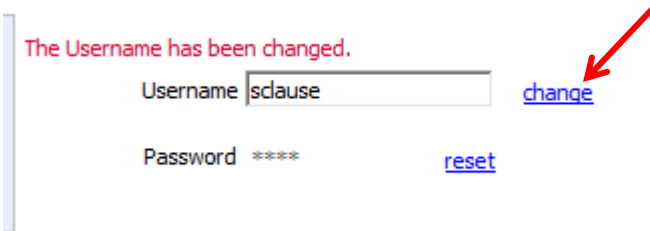
1. From your home screen, click on My Profile.



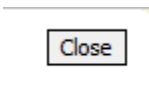
2. Click on Edit (to the far right) of your Login Info.



3. Type in your new Username and click change. eVoucher will provide you with a message that the username has been changed. If the username is already taken, it will give you an error message.



4. Click Close (to the far right).



5. Click on the Home button to return to your Home Screen.

