

Annual Report 2021



**United States District Court
Northern District of Ohio**

Table of Contents

Judicial Resources.....	3
Civil Docket	4
Multi-District Litigation (MDL).....	4
Alternative Dispute Resolution (ADR).....	5
Criminal Docket	6
Civil and Criminal Trials	7
Magistrate Judge Utilization.....	7
Naturalization of New Citizens	8
District News.....	8
Attachments	9
Attachment A - District Court Judicial Caseload (Includes Asbestos and MDL).....	9
Attachment B - Civil Case Filings by Category and Division	10
Attachment C - Civil Cases Pending at Year End.....	11
Attachment D - Criminal Case Filings by Offense and Division.....	12
Attachment E - Criminal Defendant Filings by Offense and Division.....	13

Judicial Resources

District Judges

Honorable Patricia A. Gaughan, Chief Judge
Honorable John R. Adams
Honorable Sara Lioi
Honorable Benita Y. Pearson
Honorable Jeffrey J. Helmick
Honorable Pamela A. Barker
Honorable James R. Knepp, II
Honorable J. Philip Calabrese

Senior Judges

Honorable James G. Carr
Honorable Donald C. Nugent
Honorable Jack Zouhary
Honorable Christopher A. Boyko
Honorable James S. Gwin
Honorable Dan Aaron Polster
Honorable Solomon Oliver, Jr.

Magistrate Judges

Honorable William H. Baughman, Jr.
Honorable Thomas M. Parker
Honorable Jonathan D. Greenberg
Honorable David A. Ruiz
Honorable Carmen E. Henderson
Honorable Darrell A. Clay
Honorable Amanda M. Knapp

The Northern District of Ohio has 11 authorized district court judgeships. In 2021, there were eight active judges, three judicial vacancies, and seven senior judges serving the Court. The Honorable Patricia A. Gaughan was appointed the Chief Judge of the United States District Court for the Northern District of Ohio in 2017 and continued to serve in that capacity in 2021.

The Northern District of Ohio is authorized seven magistrate judgeships: four in Cleveland, and one each in Akron, Toledo, and Youngstown. In addition, one magistrate judge was serving in recall status in Youngstown.

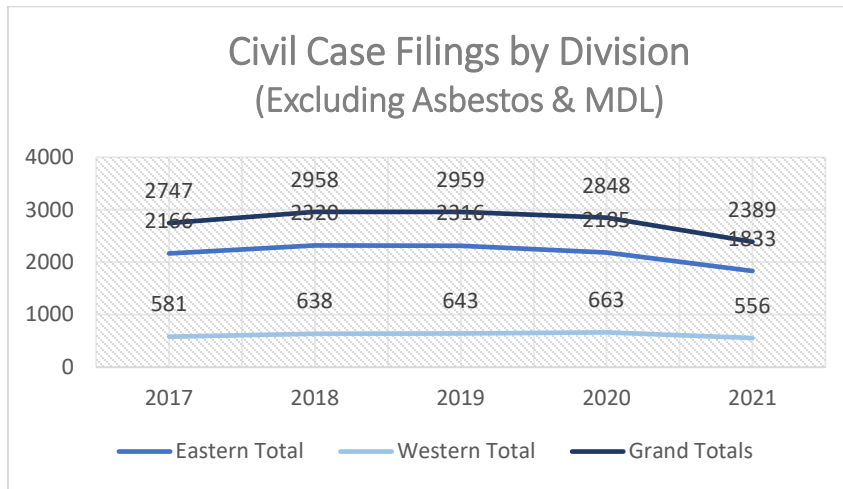
Darrell A. Clay, Esq. was sworn in on May 14, 2021 to serve an eight-year term as a United States Magistrate Judge in Toledo, Ohio. He succeeds Magistrate Judge James R. Knepp, II, who was elevated to District Judge on November 19, 2020.

Amanda M. Knapp, Esq. was sworn in on October 1, 2021 to serve an eight-year term as a United States Magistrate Judge in Akron, Ohio. She succeeds Magistrate Judge Kathleen B. Burke, who retired effective September 30, 2021.

Civil Docket

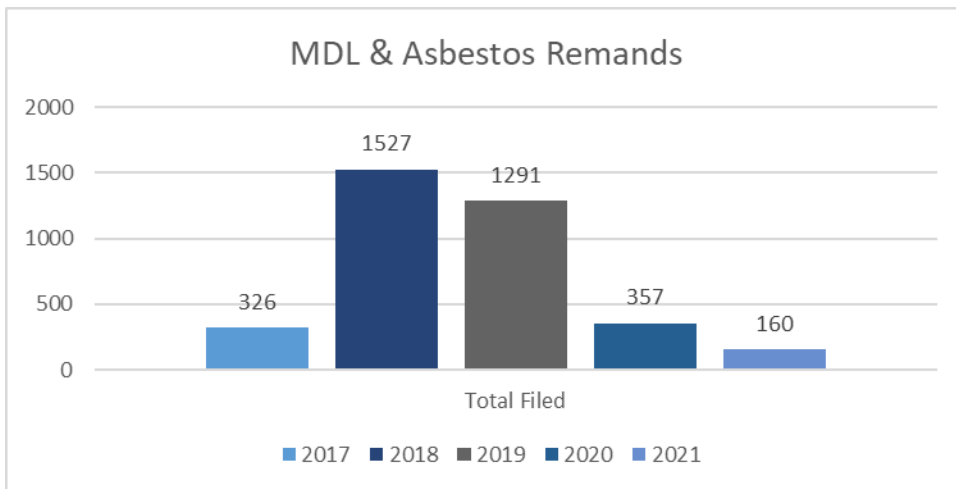
For the year ending December 31, 2021, total civil case filings decreased 20.4% from 3,205 in 2020 to 2,550 in 2021 due to a decrease in both multi-district litigation (MDL) filings and general civil filings.

Civil case filings (excluding MDL and asbestos remand cases) decreased 16.11% from 2,848 in 2020 to 2,389 in 2021. The Eastern Division filings decreased by 16.1% from 2,185 in 2020 to 1,833 in 2021. The Western Division filings decreased by 16.1% from 663 to 556. *See also*, Attachment B.



Multi-District Litigation (MDL)

MDL filings decreased by 44.8% in 2021 with 160 new cases.



Four MDL actions consisting of 3,364 cases were pending at the end of 2021.

PENDING MDL & ASBESTOS REMANDS	
Gaughan (MDL2044)-Vertrue Inc.	0
Gwin (MDL2807) - Sonic Corp.	3
Polster (MDL2804) - National Prescription Opiate	3061
Helmick (MDL2197) - DePuy Orthopaedics Inc.	300
MDL Totals	3364

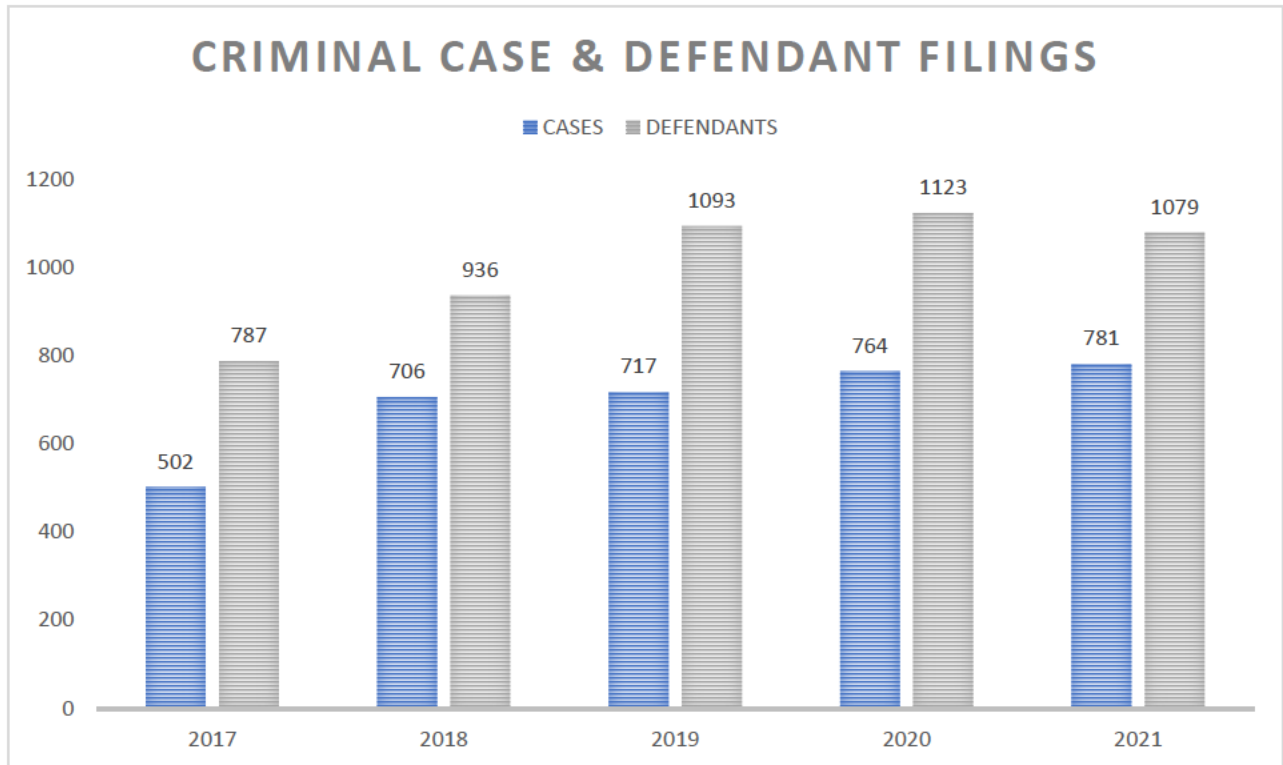
Alternative Dispute Resolution (ADR)

In 2021, there were 209 referrals to the Court’s ADR program. Of those 209 cases, 14 cases were referred to the Court’s ADR Panel and 195 cases were referred to Magistrate Judges. Approximately 45% of the cases referred to the Court’s ADR program in 2021 were resolved through an ADR process by the end of the calendar year.

The Court continues to offer Continuing Legal Education (CLE) credit for pro bono service provided by Panel Attorneys through The Supreme Court of Ohio. For every six (6) hours of pro bono service, a Panel Attorney can obtain one (1) CLE credit, up to a maximum of six (6) CLE credits per biennial reporting period.

Criminal Docket

Criminal case filings increased in 2021. The number of new criminal cases increased from 764 in 2020 to 781 in 2021. The number of defendant filings decreased from 1,123 in 2020 to 1,079 in 2021.



Criminal case filings increased 5.2% in the Eastern Division from 616 to 648; criminal case filings in the Western Division decreased by 10.1% from 148 to 133.

Criminal defendant filings in the Eastern Division increased by 2.45% from 899 to 921, while criminal defendant filings in the Western Division decreased by 29.46% from 224 to 158.

See Attachments D and E for more detailed information on numbers by types of offense.

Civil and Criminal Trials

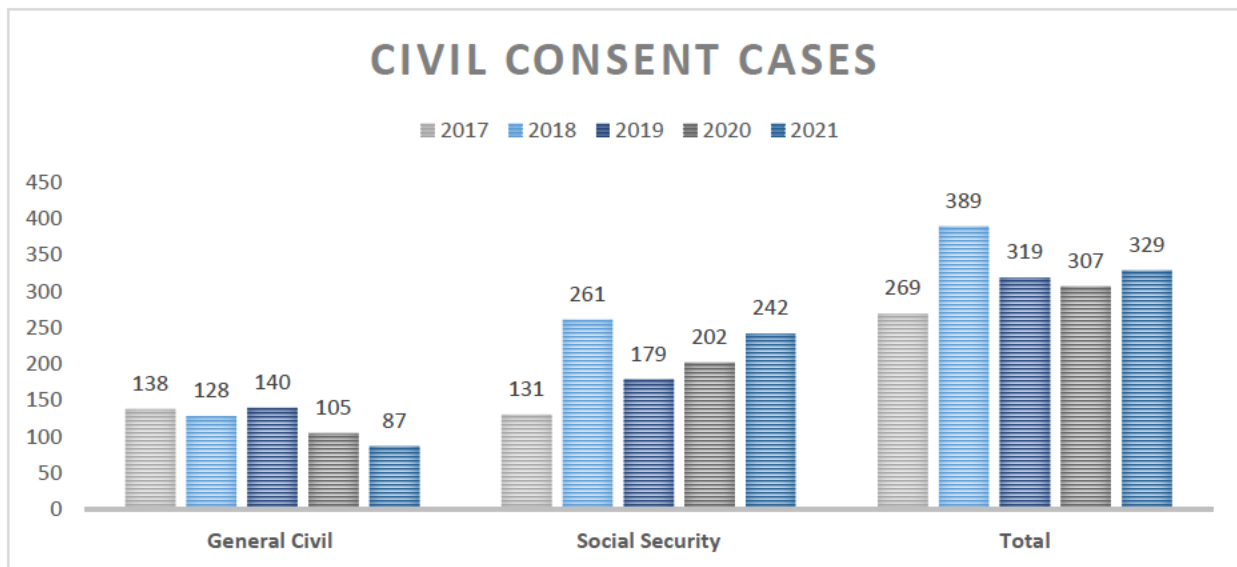
The Court conducted a total of 47 civil and criminal trials in 2021, representing a 345.5% increase from the 11 held in 2020.

CIVIL & CRIMINAL TRIALS						
	Civil Trials	% Change	Criminal Trials	% Change	Total Trials	% Change
2017	15	--	20	--	35	--
2018	16	6.7	40	100.0	56	60.0
2019	24	50.0	37	-7.5	61	8.9
2020	4	-83.3	7	-81.1	11	-82.0
2021	8	100	39	457	47	327

The Court successfully held two virtual civil trials in 2021. Jurors and all parties involved provided positive feedback on staff services and on the experience. The IT Department provided support for technical issues and assistance to remote jurors.

Magistrate Judge Utilization

In 2021, there were 329 civil consents to the jurisdiction of magistrate judges, a 7.2% increase from the 307 consents in 2020. The number of civil consents to magistrate judges decreased by 17.1% from 105 in 2020 to 87 in 2021, while the social security reviews increased by 7.2% from 202 in 2020 to 242 in 2021.



Naturalization of New Citizens

In 2021, 1,401 new citizens were sworn in at both courthouse and off-site naturalization ceremonies. The Eastern Division swore in 1,094 new citizens, while the Western Division naturalized 307 people.

Due to the on-going COVID-19 pandemic, the Court conducted sixteen virtual naturalization ceremonies from January to April. In May, modified Courthouse Naturalization ceremonies resumed for name change applicants. As it did in 2020, the Court granted the United States Customs and Immigrations Service permission to conduct administrative oaths for applicants not requesting a name change to ensure naturalizations could still take place within the District throughout 2021.

District News

Responding to the COVID-19 Pandemic

The United States District Court for the Northern District of Ohio was committed to continue the administration of justice throughout the COVID-19 pandemic. From January 2021 through the end of the year, the Court held 7,713 Zoom conferences across the District, for an average of 642 meetings per month. Participants on the meetings joined from all over the world, including Canada, Puerto Rico, The United Kingdom, Costa Rica, Poland, South Korea, and Australia. A variety of virtual proceedings and meetings were held to ensure the business of the Court could continue under these unprecedented circumstances.

In December 2021, The United States Sixth Circuit Court of Appeals held oral arguments at the Carl B. Stokes U.S. Court House in Cleveland, Ohio. Staff were able to take advantage of a rare opportunity to experience the appellate court in action.

Attachment A - Judicial Caseload

U.S. District Court - Judicial Caseload Profile

OHIO NORTHERN

		12-Month Periods Ending						Numerical Standing Within		
		Dec 31 2016	Dec 31 2017	Dec 31 2018	Dec 31 2019	Dec 31 2020	Dec 31 2021			U.S.
Overall Caseload Statistics	Filings 1	4,666	4,422	5,926	5,925	4,721	4,205	72	8	
	Terminations	8,198	4,541	4,524	5,386	4,241	4,447			
	Pending	5,350	5,246	6,509	7,050	7,551	7,298			
	Percent Change in Total Filings Current Year Over Earlier Year	-9.9	-4.9	-29.0	-29.0	-10.9				
Number of Judgeships		11	11	11	11	11	11			
Vacant Judgeship Months 2		0.0	12.0	12.0	11.3	24.0	44.4			
Actions per Judgeship	Filings	Total	424	402	539	539	429	382	61	4
		Civil	325	278	408	388	293	231	59	5
		Criminal Felony	51	71	85	96	102	98	29	2
		Supervised Release Hearings	49	52	46	54	34	53	25	2
	Pending Cases 2	486	477	592	641	686	663	25	2	
	Weighted Filings 2	326	333	396	451	391	357	57	6	
	Terminations	745	413	411	490	386	404	57	4	
	Trials Completed	11	11	13	12	9	13	56	5	
Median Time (Months)	From Filing to Disposition	Criminal Felony	7.9	9.2	7.6	9.0	10.6	11.1	27	2
		Civil 2	22.9	9.6	8.8	10.4	9.8	9.4	39	2
	From Filing to Trial 2 (Civil Only)	24.3	23.2	21.4	22.0	-	24.4	6	1	
Other	Number (and %) of Civil Cases Over 3 Years Old 2		1,127 23.4	1,237 27.4	1,241 21.9	805 13.3	566 9.1	1,831 31.4	88	9
	Average Number of Felony Defendants Filed per Case		1.6	1.6	1.3	1.5	1.5	1.4		
	Jurors	Avg. Present for Jury Selection	39.4	40.3	51.0	48.7	47.9	52.4		
		Percent Not Selected or Challenged	35.7	35.7	43.8	39.3	31.5	39.9		

2021 Civil Case and Criminal Felony Defendant Filings by Nature of Suit and Offense													
Type of	Total	A	B	C	D	E	F	G	H	I	J	K	L
Civil	2,541	405	116	368	15	20	275	225	239	100	480	2	296
Criminal 1	1,075	21	380	23	348	143	27	53	6	18	16	10	30

NOTE: Criminal data in this profile count defendants rather than cases and therefore will not match previously published numbers.

1 Filings in the "Overall Caseload Statistics" section include criminal transfers, while filings by "Nature of Offense" do not.

2 See "Explanation of Selected Terms."

Attachment B - Civil Case Filings by Category and Division

CIVIL CASE FILINGS BY CATEGORY AND DIVISION						
FILING TYPE	2017	2018	2019	2020	2021	% Change 20-21
Admiralty	3	2	4	2	4	100.0
Antitrust	1	2	1	2	2	0.0
Civil Rights	551	489	470	400	431	7.8
Contract	168	204	206	232	169	-27.2
Habeas-non-2255	204	215	209	234	133	-43.2
Labor Relations	264	299	295	229	223	-2.6
Patent	32	19	30	42	24	-42.9
Personal Injury	118	128	138	125	128	2.4
Administrative Reviews	356	397	302	478	331	-30.8
Tax	7	14	3	4	4	0.0
Unfair Competition	49	116	218	47	52	10.6
General Civil	407	430	436	387	331	-14.5
Death Penalty	6	5	4	3	1	-66.7
Eastern Total	2166	2320	2316	2185	1833	-16.1
Admiralty	1	3	2	2	2	0.0
Antitrust	1	1	0	1	0	-100.0
Civil Rights	148	159	168	145	159	9.7
Contract	41	55	45	52	43	-17.3
Habeas-non-2255	82	86	64	46	53	15.2
Labor Relations	89	78	85	75	53	-29.3
Patent	1	6	5	2	3	50.0
Personal Injury	67	69	110	102	81	-20.6
Administrative Reviews	52	86	50	154	74	-51.9
Tax	3	1	3	1	2	100.0
Unfair Competition	5	8	10	4	8	100.0
General Civil	88	84	100	79	76	-3.8
Death Penalty	3	2	1	0	2	200.0
Western Total	581	638	643	663	556	-16.1
Grand Totals	2747	2958	2959	2848	2389	-16.1

Attachment C - Cases Pending at Year End

CASES PENDING AT YEAR END					
	Civil	Asbestos	MDL	Total	% Change
2017	2291	206	1886	4383	-
2018	2433	5	3212	5650	28.9
2019	2363	4	3685	6052	7.1
2020	2703	2	3466	6171	2.0
2021	2437	0	3364	5801	-6.0

Attachment D - Criminal Case Filings by Offense and Division

CRIMINAL CASE FILINGS BY OFFENSE & DIVISION						
Offense Type	2017	2018	2019	2020	2021	% Change 20-21
All Other Criminal	14	17	14	21	19	-9.5
All Other Drugs	115	123	129	214	189	-11.7
Firearms and Explosives	106	158	186	240	256	6.7
Forgery and Counterfeiting	6	7	1	2	2	0.0
Fraud	56	58	67	50	59	18.0
Immigration	24	64	48	25	18	-28.0
Justice System Offenses	8	10	8	4	15	275.0
Larceny and Theft	13	20	20	12	12	0.0
Marijuana	6	21	21	6	12	100.0
Regulatory Offenses	4	2	3	4	7	75.0
Sex Offenses	36	39	35	29	34	17.2
Violent Offenses	18	16	18	9	25	177.8
Eastern Division Total	406	535	550	616	648	5.2
All Other Criminal	5	8	5	6	2	-66.7
All Other Drugs	16	27	37	24	18	-25.0
Firearms and Explosives	18	38	43	72	60	-16.7
Forgery and Counterfeiting	0	1	3	0	2	200.0
Fraud	10	18	9	7	11	57.1
Immigration	23	48	43	19	4	-78.9
Justice System Offenses	0	1	0	0	2	200.0
Larceny and Theft	3	3	0	1	5	400.0
Marijuana	2	1	4	1	6	500.0
Regulatory Offenses	0	1	1	1	3	200.0
Sex Offenses	19	19	17	13	19	46.2
Violent Offenses	0	6	5	4	1	-75.0
Western Division Total	96	171	167	148	133	-10.1
Grand Totals	502	706	717	764	781	8.2

Attachment E - Criminal Defendant Filings by Offense and Division

CRIMINAL DEFENDANT FILINGS BY OFFENSE & DIVISION						
Offense Type	2017	2018	2019	2020	2021	% Change 20-21
All Other Criminal	17	21	25	22	28	27.27
All Other Drugs	274	257	381	410	342	-16.59
Firearms and Explosives	122	174	199	254	283	11.42
Forgery and Counterfeiting	11	11	3	2	4	100.00
Fraud	107	78	87	103	133	29.13
Immigration	24	64	48	25	19	-24.00
Justice System Offenses	8	10	9	4	15	275.00
Larceny and Theft	15	26	24	15	13	-13.33
Marijuana	8	32	25	10	15	50.00
Regulatory Offenses	8	2	3	7	8	14.29
Sex Offenses	37	39	36	35	34	-2.86
Violent Offenses	24	18	18	12	27	125.00
Eastern Division Total	655	732	858	899	921	2.45
All Other Criminal	5	7	6	10	2	-80.00
All Other Drugs	39	50	91	91	40	-56.04
Firearms and Explosives	18	40	47	72	61	-15.28
Forgery and Counterfeiting	0	1	3	0	2	100.00
Fraud	18	22	15	11	11	0.00
Immigration	23	48	43	19	4	-78.95
Justice System Offenses	0	3	0	0	2	200.00
Larceny and Theft	5	4	0	1	5	400.00
Marijuana	2	1	6	1	6	500.00
Regulatory Offenses	1	1	1	1	5	400.00
Sex Offenses	21	19	17	13	19	46.15
Violent Offenses	0	8	6	5	1	-80.00
Western Division Total	132	204	235	224	158	-29.46
Grand Totals	787	936	1093	1123	1079	-3.92